

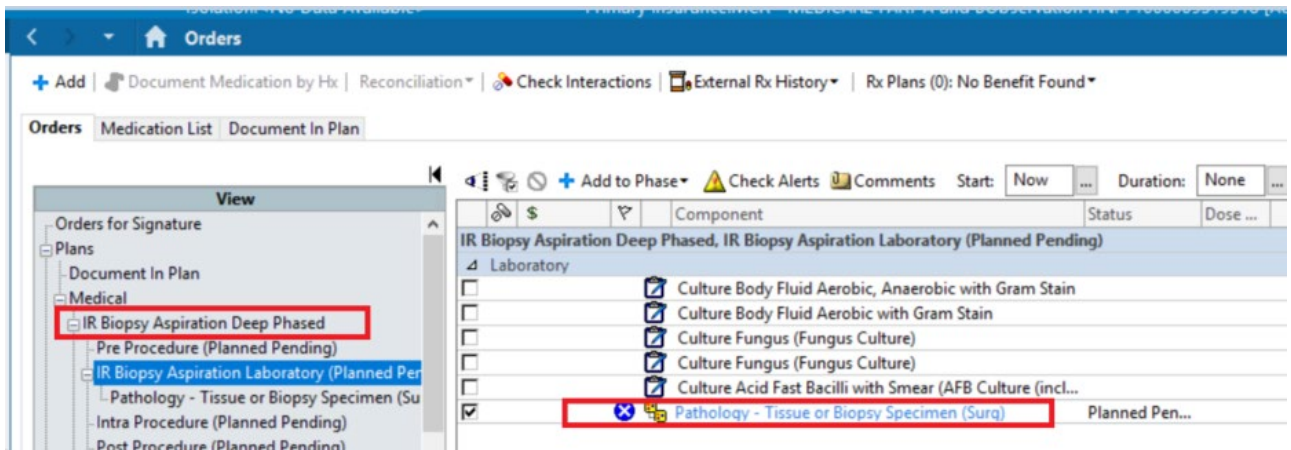
Cerner Flash

01/23/2024

IR Powerplan Updates Interventional Radiology Procedures

In effort to ensure Pathology results route to the provider ordering the procedure, we will be removing the embedded “**Pathology – Tissue or Biopsy Specimen (Surg)**” subphase from the following PowerPlans:

- IR Biliary Nephrostomy Drain Phased
- IR Biopsy Aspiration Deep Phased
- IR Biopsy Aspiration Superficial Phased



The new workflow will be either the Radiology Nurse or the Radiology Technologist will enter the Pathology orders at time of procedure under the Provider who originally ordered the Procedure.

If you have either of these PowerPlans saved as a favorite, you will be prompted to resave your favorite.

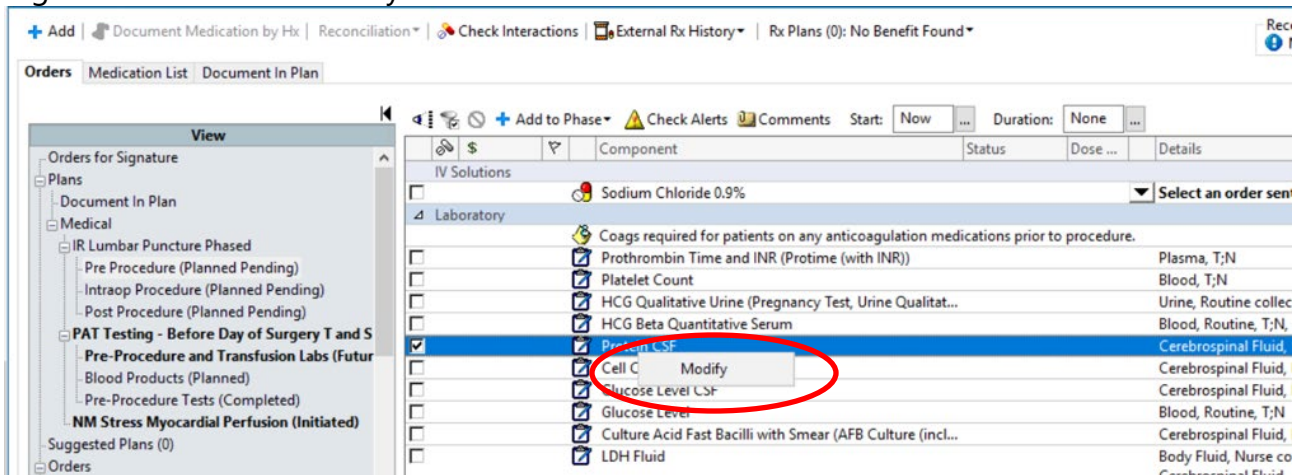
In addition, we would like to provide instructions on how to change the ordering provider when entering any other lab orders that you want routed to the provider who ordered the procedure. (If you are entering orders for your own use that you want routed to you, it should

Cerner Flash

autopopulate your name and these steps will not be necessary.)

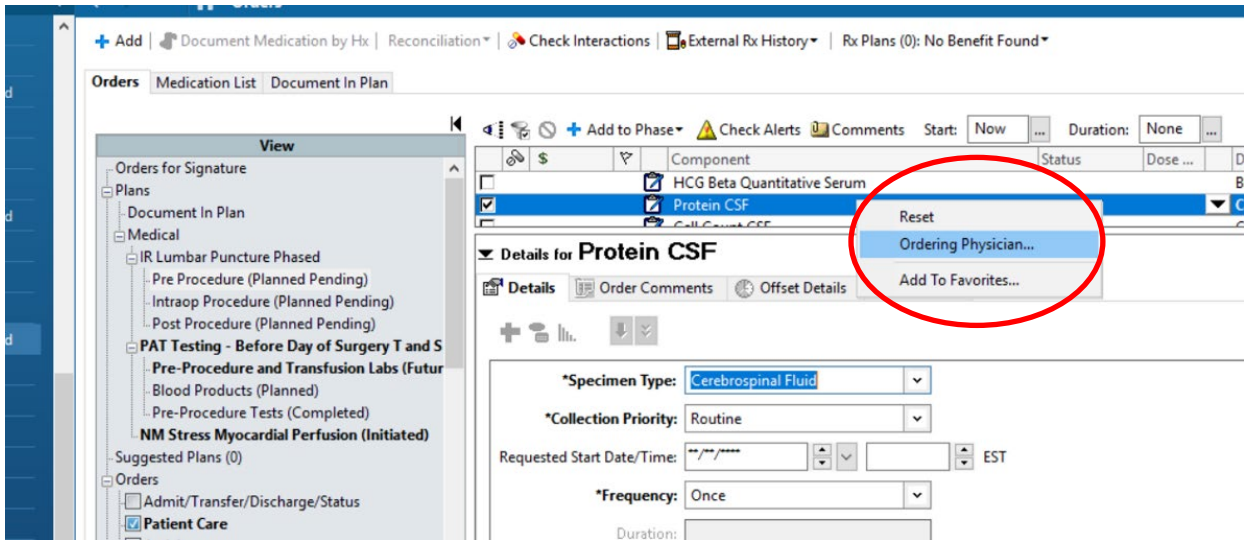
Example of Lumbar Puncture plan:

1. Search for the PowerPlan and add to scratchpad or cart by clicking on it. Open the edit or scratchpad field.
2. Select the order which needs the results to route to the original provider who ordered the procedure.
3. Right Click – Choose Modify

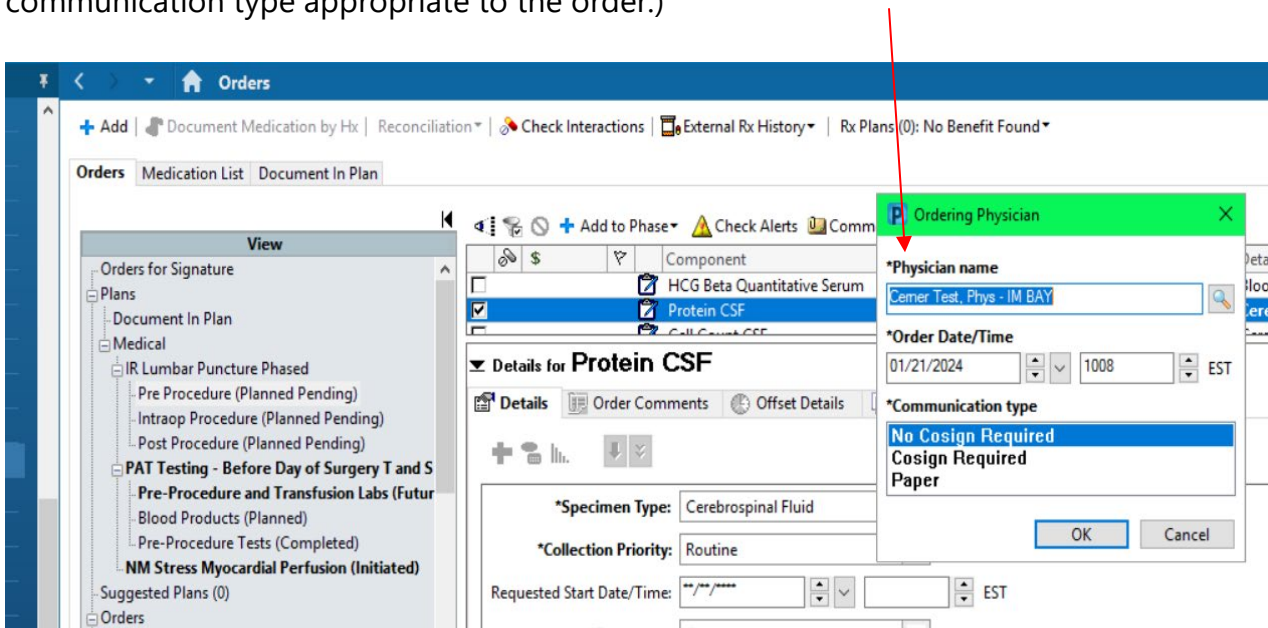


4. The order details screen will populate.
5. Right Click on the order again and select "Ordering Physician".

Cerner Flash



6. Enter the Ordering Provider who ordered the Procedure -> Click OK. (Use the communication type appropriate to the order.)



7. This will ensure the results route to the appropriate ordering provider for follow up.